

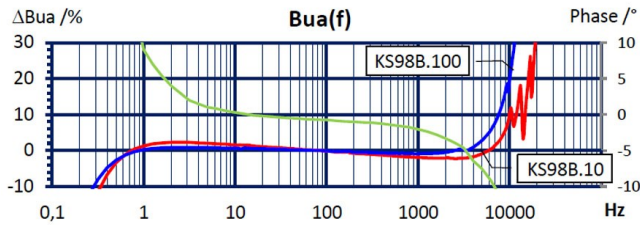
Properties

- Well suited for modal and structural analysis
- Wide dynamic range
- Low amplitude and phase error
- Clip mounting in 3 directions
- Includes electronic data sheet (TEDS; IEEE 1451.4; Template 25 w. DS2431)
- Two sensitivity versions (10 and 100 mV/g)

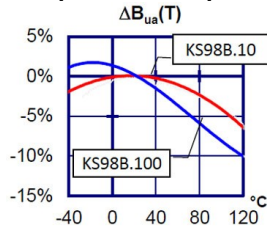


Piezo design	Shear design	
Output	IEPE	
Voltage sensitivity	100	mV/g
Sensitivity tolerance	20	%
Measurement range, pos./neg.	60	g
Destruction limit	8000	g
Transverse sensitivity	<5	%
Lower frequency limit (3 dB)	0,15	Hz
Upper frequency limit (3 dB)	11000	Hz
Lower frequency limit (10 %)	0,3	Hz
Upper frequency limit (10 %)	7500	Hz
Lower frequency limit (5 %)	0,45	Hz
Upper frequency limit (5 %)	5000	Hz
Resonant frequency	>24	kHz
Resonance amplitude	25	dB
Constant current supply	2 - 20	mA
Bias voltage at 4 mA	11 – 14,5	V
Output impedance	<100	Ω
Residual noise; wide band; RMS	<400 (0,5 - 20000 Hz)	μg
Noise density 1 Hz	100	μg/√Hz
Noise density 10 Hz	15	μg/√Hz
Noise density 100 Hz	4	μg/√Hz
Noise density 1000 Hz	1	μg/√Hz
Operating temperature range	-40 - 100	°C
Temperature coefficient of voltage sensitivity	-0,03 (<0 °C)	%/K
	-0,05 (0 - 40 °C)	%/K
	-0,08 (40 - 80 °C)	%/K
	-0,11 (>80 °C)	%/K
Temperature transient sensitivity	0,3	m/s²/K
Magnetic field sensitivity	0,5	m/s²/T
Weight without cable	3.8	g
Case material	Aluminum/stainless steel	
Connector direction	radial	
Connector	UNF10-32	
Mounting	Plastic clip 1407; adhesive	

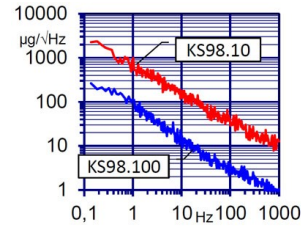
Typical Frequency Response



Temperature Response



Noise Characteristics



Connection Accessories

- 009-UNF-UNF-1,5: Low-noise cable; 1,5 m; UNF 10-32 to UNF 10-32; 120 °C; Ø2,1
- 009-UNF-BNC-1,5: Low-noise cable; 1,5 m; UNF 10-32 to BNC; 120 °C; Ø2,1
- 010-UNF-BNC-5: Low-noise cable; 5 m; UNF 10-32 to BNC; 120 °C; Ø2,1
- 010-UNF-BNC-10: Low-noise cable; 10 m; UNF 10-32 to BNC; 120 °C; Ø2,1
- 016: Coupler UNF 10-32 (female) to UNF 10-32 (female)
- 017: Plug adapter UNF10-32 (female) to BNC (male)
- 117: Plug adapter UNF10-32 (female) to BNC (female)
- 025: Plug adapter UNF10-32 (female) to TNC (male)

Mounting Accessories

- 1407: Plastics mounting clip
- 038: Instant adhesive

Notice: The standard delivery includes an individual data sheet.
 This is a non-accredited measurement/calibration and consequently not covered by EA MLA.
 On request, we offer a DIN EN ISO/IEC 17025:2018 accredited calibration
 of the measurand acceleration in the measuring range 0.1 m/s² to 200 m/s².



Metra Meß- und Frequenztechnik Radebeul GmbH & Co. KG

Meißner Str. 58a
 01445 Radebeul
 Tel. +49 (0)351 836 2191

Internet: www.MMF.de
 Email: Info@MMF.de
 Fax: +49 (0)351 836 2940

03.26

