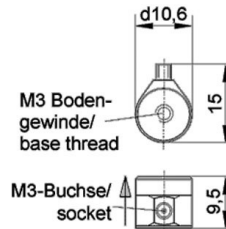


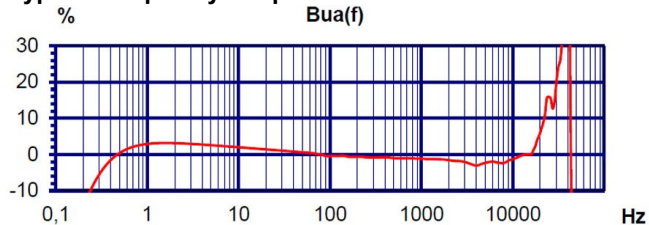
Properties

- Miniature transducer for light test objects
- Wide dynamic range
- High resonant frequency
- Two sensitivity versions (10 and 100 mV/g)
- Good resolution, also at low frequencies
- M3 base thread

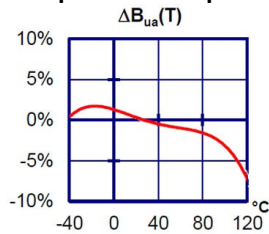


Piezo design	Shear design	
Output	IEPE	
Voltage sensitivity	10	mV/g
Sensitivity tolerance	5	%
Measurement range, pos./neg.	600	g
Destruction limit	8000	g
Transverse sensitivity	<5	%
Lower frequency limit (3 dB)	0,15	Hz
Upper frequency limit (3 dB)	35000	Hz
Lower frequency limit (10 %)	0,25	Hz
Upper frequency limit (10 %)	22000	Hz
Lower frequency limit (5 %)	0,35	Hz
Upper frequency limit (5 %)	19000	Hz
Resonant frequency	>70	kHz
Resonance amplitude	25	dB
Constant current supply	2 - 20	mA
Bias voltage at 4 mA	12 - 14	V
Output impedance	<150	Ω
Residual noise; wide band; RMS	<3000 (0,5 - 20000 Hz)	μg
Noise density 1 Hz	750	μg/√Hz
Noise density 10 Hz	150	μg/√Hz
Noise density 100 Hz	40	μg/√Hz
Noise density 1000 Hz	10	μg/√Hz
Operating temperature range	-40 - 120	°C
Temperature coefficient of voltage sensitivity	-0,03 (-20 °C)	%/K
	-0,04 (20 °C)	%/K
	-0,03 (80 °C)	%/K
	-0,08 (120 °C)	%/K
Temperature transient sensitivity	1,2	m/s ² /K
Magnetic field sensitivity	4,5	m/s ² /T
Weight without cable	2.4	g
Case material	Aluminum/stainless steel	
Connector direction	radial	
Connector	Subminiature M3	
Mounting	M3	

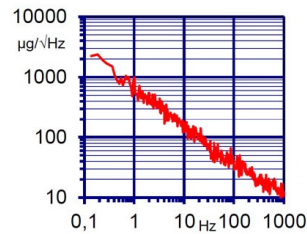
Typical Frequency Response



Temperature Response



Noise Characteristics



Connection Accessories

- 009-SUB-BNC-1,5: Low-noise cable; 1,5 m; Subminiature M3 to BNC; 120 °C; Ø2,1
- 009-SUB-UNF-1,5: Low-noise cable; 1,5 m; Subminiature M3 to UNF 10-32; 120 °C; Ø2,1
- 009/T-SUB-UNF-1,5: Low-noise cable; 1,5 m; Subminiature M3 to UNF 10-32; 200 °C; Ø2,1
- 016: Coupler UNF 10-32 (female) to UNF 10-32 (female)
- 017: Plug adapter UNF10-32 (female) to BNC (male)
- 117: Plug adapter UNF10-32 (female) to BNC (female)
- 025: Plug adapter UNF10-32 (female) to TNC (male)

Mounting Accessories

- 002: Bees wax for temporary sensor attachment
- 021: Mounting stud; M3 x 6
- 106: Insulating flange; 2 x M3; Ø12; 110 °C
- 129: Adhesive pad insulating; flange M3; Ø12; 110 °C
- 022: Thread adapter; M3 female to M5 x 5 male
- 108: Rare earth magnetic base; M3; Ø10; 120 °C
- 130: Triaxial mounting cube; M3; □12
- 140: Adapter for strap attachment on curved surfaces; M3

Delivery version with accessories kit KS95C10/01

- 009-SUB-BNC-1,5: Low-noise cable; 1,5 m; Subminiature M3 to BNC; 120 °C; Ø2,1
- 021: Mounting stud; M3 x 6
- 002: Bees wax for temporary sensor attachment
- 106: Insulating flange; 2 x M3; Ø12; 110 °C
- 129: Adhesive pad insulating; flange M3; Ø12; 110 °C
- 108: Rare earth magnetic base; M3; Ø10; 120 °C

Notice:

The standard delivery includes an individual data sheet.

This is a non-accredited measurement/calibration and consequently not covered by EA MLA.

On request, we offer a DIN EN ISO/IEC 17025:2018 accredited calibration of the measurand acceleration in the measuring range 0.1 m/s² to 200 m/s².



Metra Meß- und Frequenztechnik Radebeul GmbH & Co. KG

Meißner Str. 58a

01445 Radebeul

Tel. +49 (0)351 836 2191

Internet: www.MMF.de

Email: Info@MMF.de

Fax: +49 (0)351 836 2940

03.26

